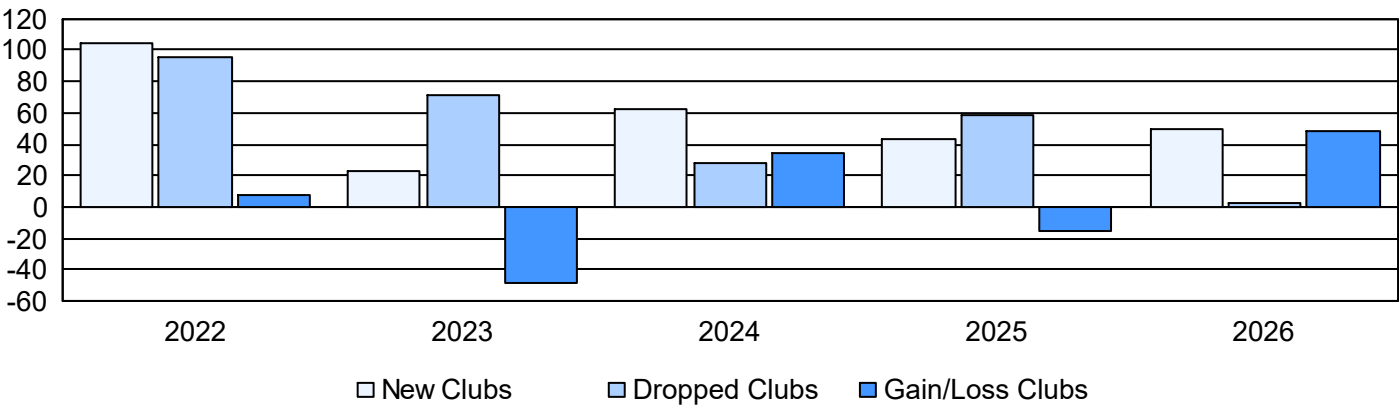
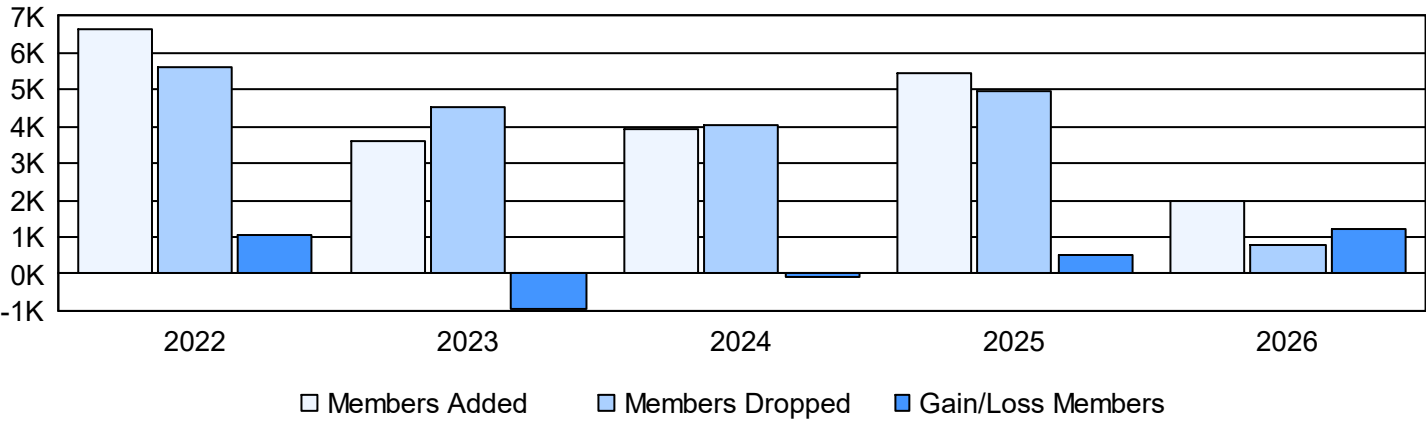


Year	New Clubs	Dropped Clubs	Gain/ Loss Clubs	New Members	Charter Members	Reinstate Members	Transfer Members	Total Member Added	Total Members Dropped	Gain/ Loss Members
2021-2022	104	96	8	3,000	3,068	469	119	6,656	5,607	1,049
2022-2023	23	71	-48	1,958	1,105	404	154	3,621	4,551	-930
2023-2024	62	28	34	1,754	1,649	415	133	3,951	4,054	-103
2024-2025	43	58	-15	3,081	1,395	746	248	5,470	4,973	497
2025-2026	50	2	48	759	1,061	118	50	1,988	756	1,232
Average	56	51	5	2,110	1,656	430	141	4,337	3,988	349

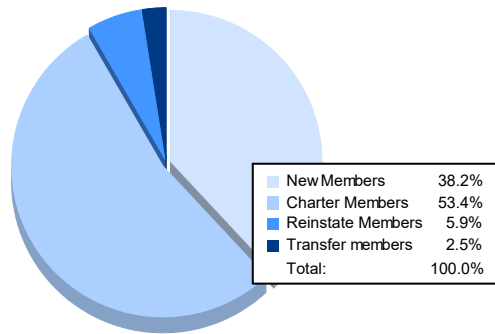
Clubs



Members



Membership Composition September 2025 Cumulative



Gender Composition September 2025 Cumulative

